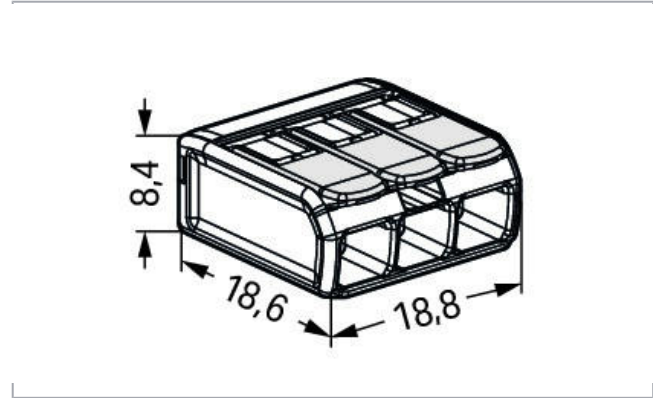


## Data sheet | Item number: 221-483

COMPACT splicing connector; 3-conductor; with operating levers;  
transparent housing; Ex



[www.wago.com/221-483](http://www.wago.com/221-483)



### Item description

#### Safety Information:

221 Series LEVER-NUTS® for Ex splicing connectors obtain AEx (class 1, zone 1) rating when used in conjunction with the mounting carrier, which can either be clamped onto a DIN rail or screwed tightly to any smooth surface.

This component is only approved in conjunction with mounting adapter (221-501). The mounting carrier fulfills the standard requirement for securing the clamping point. When the connectors are placed flush together within the carrier, the working voltage is 275 V. For applications with working voltages up to 440 V, the connectors are inserted so that there is a visible space between each connector.

### Data

#### Electrical data

#### Ratings per IEC/EN 60664-1

Ratings per

IEC/EN 60079-7

#### Ratings per UL 1059

Approvals per

UL 60079

Rated voltage UL (Use Group C)

440 V

Subject to changes. Please also observe the further product documentation!

WAGO Corporation  
Germantown, WI 53022  
Phone: 1-800-DIN-RAIL (346-7245) | Fax: (262) 255-6222  
Email: [info.us@wago.com](mailto:info.us@wago.com) | Web: [www.wago.us](http://www.wago.us)

Do you have any questions about our products?  
We are always happy to take your call at {0}.



Rated current UL (Use Group C)	20 A
--------------------------------	------

## Ex information

Ratings per	ATEX: PTB 18 ATEX 1019 U / IECEx: PTB 18.0045U (Ex eb IIC Gb)
Rated voltage EN (Ex e II)	400 V
Rated current (Ex e II)	32 A

## Connection data

Connection technology	CAGE CLAMP®
Actuation type	Lever
Connectable conductor materials	Copper
Nominal cross-section	4 mm <sup>2</sup>
Solid conductor	0.2 ... 4 mm <sup>2</sup> / 24 ... 12 AWG
Stranded conductor	0.2 ... 4 mm <sup>2</sup> / 24 ... 12 AWG
Fine-stranded conductor	0.14 ... 4 mm <sup>2</sup> / 24 ... 12 AWG
Strip length	11 mm / 0.43 inch
Total number of connection points	3
Total number of potentials	1
Wiring type	Side-entry wiring

## Physical data

Width	18.7 mm / 0.736 inch
Height	8.3 mm / 0.327 inch
Depth	18.6 mm / 0.732 inch

## Material data

Color	transparent
Flammability class per UL94	V2
Color of actuator	light gray
Weight	2.7 g

## Environmental requirements

Continuous operating temperature	105 °C
----------------------------------	--------






Subject to changes. Please also observe the further product documentation!

## Commercial data



Packaging type	BOX
Country of origin	DE
GTIN	4055143837347
Customs tariff number	85369010000

## Approvals / Certificates

### Ex-Approvals

Logo	Approval	Additional Approval Text	Certificate name
	AEx Underwriters Laboratories Inc.	UL 60079	20190228-E185892
	ATEX Physikalisch Technische Bundesanstalt	IEC 60079-0	PTB 18 ATEX 1019 U
	CCCEX CQST/CNEX	CNCA-C23-01	2020312313000184
	EAC Brjansker Zertifizierungsstelle	TP TC 012/2011	RU C-DE.AM02.B. 00127/19
	IECEX Physikalisch Technische Bundesanstalt	IEC 60079-0	IECEX PTB 18.0045 U (Ex eb IIC Gb)

### Country specific Approvals

Logo	Approval	Additional Approval Text	Certificate name
	CCA DEKRA Certification B.V.	EN 60998	NTR NL- 7642
	CCA DEKRA Certification B.V.	EN 60998	71- 101731

Subject to changes. Please also observe the further product documentation!




EAC  
Brjansker Zertifizierungsstelle

TP TC 012/2011



RU C-DE.  
AM02.B.  
00127/19

### Ship Approvals

Logo	Approval	Additional Approval Text	Certificate name
	LR Lloyds Register	EN 60998	04/20013 (E8)

### Compatible products

#### Mounting adapter

	<b>Item no.: 221-500/000-006</b> Mounting carrier; 221 series (24 - 12 AWG); for DIN-35 rail/panel mount; blue	<a href="http://www.wago.com/221-500/000-006">www.wago.com/221-500/000-006</a>
	<b>Item no.: 221-501</b> Mounting carrier, 221 series (24-12 AWG); for DIN-35 rail/panel mount; white, Ex	<a href="http://www.wago.com/221-501">www.wago.com/221-501</a>

### Downloads

#### Documentation

##### Bid Text

221-483 X81 - Datei	2019-5-21	xml 4.2 kB	Download
221-483 docx - Datei	2019-5-21	docx 16.4 kB	Download

##### Additional Information

Technical explanations	2019-4-3	pdf 2.2 MB	Download
------------------------	----------	---------------	----------

##### System Description

System Description 221-482, 221-483, 221-485 System Description 221-482, 221-483, 221-485		pdf 1.2 MB	Download
--	--	---------------	----------

Subject to changes. Please also observe the further product documentation!

WAGO Corporation  
Germantown, WI 53022  
Phone: 1-800-DIN-RAIL (346-7245) | Fax: (262) 255-6222  
Email: [info.us@wago.com](mailto:info.us@wago.com) | Web: [www.wago.us](http://www.wago.us)

Do you have any questions about our products?  
We are always happy to take your call at {0}.

## CAD files

### CAD data

2D/3D Models 221-483

[URL](#)

[Download](#)

### CAE data

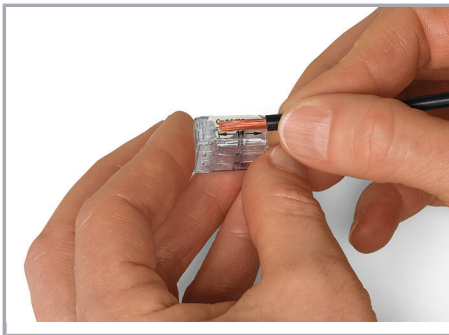
ZUKEN Portal 221-483

[URL](#)


[Download](#)

## Installation Notes


### Conductor termination



Strip conductor to 11 mm (0.43 inch).




Then, lower the lever to close the clamp.




Termination: Lift the lever to open the clamping unit and insert a stripped conductor.


### Installation



Inserting a connector into the mounting carrier.




Removing a connector from the mounting carrier.




Removing a conductor.


Subject to changes. Please also observe the further product documentation!




**Mounting type (440 V)**  
Using spacers between the connectors.




**Mounting type (440 V)**  
Vertical mounting on DIN-35 rail




**Mounting type (440 V)**  
Horizontal screw mounting on a flat surface



**Mounting type (440 V)**  
Mounting the carrier via non-conductive screws.




**Mounting type (275 V)**  
No spacers are used between the connectors.



**Mounting type (275 V)**  
Mounting the carrier using conductive screws.

### Testing



Easily test inserted connectors in the carrier  
– without considering the type of mounting.

Subject to changes. Please also observe the further product documentation!